














4.2 AUSTRALIAN TECHNOLOGY PARK HEIGHT & FLOOR SPACE RATIO

NOT TO SCALE



MAXIMUM FLOOR SPACE RATIO
2:1

-  EXISTING HEIGHT TO REMAIN
-  3 STOREY HEIGHT MAX.
-  4 STOREY HEIGHT MAX.
-  6 STOREY HEIGHT MAX.
-  9 STOREY HEIGHT MAX.
-  10 STOREY HEIGHT MAX.
-  11 STOREY HEIGHT MAX.
-  12 STOREY HEIGHT MAX.
-  PUBLIC & PRIVATE OPEN SPACE
-  POTENTIAL PEDESTRIAN & CYCLE BRIDGE
-  VIEW CORRIDORS
-  SITE ENTRY
-  VEHICLE, PEDESTRIAN & CYCLE ROUTE
- PUBLIC OPEN SPACE:**
Refer to Indicative Location of Publicly Accessible Open Space diagram.
- HERITAGE ITEMS:**
 - Locomotive Workshop
 - New Locomotive Workshop
 - Works Manager's Office